



RAKE AND HOE GARDEN CLUB  
of WESTFIELD NJ

YEAR: 2009-2010

Photographer: Barbara Mullin

IDI category: **PHOTO ALBUMS**

IDI Code: 2009-2010-Photo Album

September 16, 2009 Rake & Hoe Auction Meeting  
Refreshments



September 16, 2009 Rake & Hoe Auction Meeting



September 16, 2009 Rake & Hoe Auction Meeting





September 16, 2009 Rake & Hoe Auction Meeting  
Auctioneer, Alice Cowell hawking "goods"



September 16, 2009 Rake & Hoe Auction Meeting  
Auctioneer, Alice Cowell hawking "goods"



September 24, 2009- Field Trip to Chanticleer  
attending group with guide





**RAKE & HOE** members enjoyed an outing on Thursday, Sept. 24, at Chanticleer Estate in Wayne, Pa. On the estate's ground are Maryann Pietruszki, club president Colleen Schmidt, Carole Smille, Beth Hanscom, Fran Brader, docent Gayle Lechner, Pam Kolb and Linda Parker. (Photo by Barbara Mullin)

## Rake & Hoe members travel west

**WESTFIELD** — On Thursday, Sept. 24, nine members of the Rake & Hoe Garden Club of Westfield, traveled to Wayne, Pa., to experience the beautiful gardens of Chanticleer, once the estate of Christine and Adolph Rosengarten, Sr. Rosengarten was head of the pharmaceutical company, Rosengarten and Sons. Their son Adolph, Jr., had left the property to be enjoyed as a public garden.

Chanticleer is a 35-acre garden featuring lush courtyards of tropicals, perennials and containers; a colorful cut flower and vegetable garden; water gardens and ponds teeming with wild life; exotic woodlands; and a spectacular rain garden. Included as part of the visit was a guided tour of the mansion and the many gardens, each designed and maintained by individual groups of horticulturalists. The club plans to return in the spring to see the early flowering bulbs.

Horticulture trips like this one are regularly scheduled by Rake and Hoe to enrich and inform the members. The Rake and Hoe Garden Club of Westfield has a long-lived reputation for its service to the community and donations to worthy causes. The club's membership is diverse, spanning all ages, interests and occupations, and members note that this diversity is one of their greatest strengths.

Each member brings knowledge to the group, sharing it the way a friend shares seeds or cuttings with another friend. Federated with the National Council of State Garden Clubs, and the Garden Club of New Jersey, the Rake and Hoe Garden Club of Westfield has between 50 and 70 members, all of whom share one thing in common: a love of flowers and gardening. Direct membership questions to Maryann Pietruszki, club president, at 908-789-9254.

September 24, 2009- Field Trip tp Chanticleer


entry area





# chanticleer

a pleasure garden







September 24, 2009- Field Trip to Chanticleer  
Two views of stately home



September 24, 2009- Field Trip to Chanticleer  
Nice design in home



September 24, 2009- Field Trip tp Chanticleer  
Lovely pool and garden outside dining room



September 24, 2009- Field Trip tp Chanticleer  
Lovely pool and garden outside dining room







September 24, 2009- Field Trip to Chanticleer  
Pam Kolb near swimming pool area





September 24, 2009- Field Trip tp Chanticleer




September 24, 2009- Field Trip tp Chanticleer  
Orange Echinacea



September 24, 2009- Field Trip to Chanticleer  
Painting inside apple barn- Lilies in Pond



September 24, 2009- Field Trip tp Chanticleer



September 24, 2009- Field Trip tp Chanticleer









September 24, 2009- Field Trip tp Chanticleer



September 25, 2009-Monarch Butterflies at Diane Genco's  
Hanging Chrysalis and butterflies





DIANE GENCO shared her Monarch Waystation recently with several friends and fellow members of The Rake and Hoe Garden Club of Westfield. As she released the adults, several landed on the guests such as Erica Fried and on the white sleeve of Joan Daley. They then flew off to join the long trek to the mountains of Mexico with several million butterflies that migrate there every fall.

*along*

## Monarch Waystation in Westfield helps the butterflies to survive

Diane Genco of Westfield shared her home with more than 150 monarch butterflies this summer.

Recently, as she tagged and released some of the last adult butterflies, Genco explained to several friends and fellow members of The Rake and Hoe Garden Club of Westfield, how the butterflies go through four stages of growth and how she helps them to survive to adulthood.

Genco's home is a registered Monarch Waystation where she and her husband collected eggs in early summer laid by the adult Monarchs on her planted tropical milkweed. She fed them milkweed, kept them warm and safe, and then when they reached their adult stage, she ID tagged them for release into the skies over Westfield.

As each one gained their flight wings and fluttered away, to the delight of the onlookers, the Monarchs headed south on their long trek along with millions of other Monarchs towards the Oyamel trees in the mountains 44 miles from Mexico City where they will semi-hibernate in that unique and safe micro-climate. They will lay their eggs there this winter, and some of the adults will die. Then, the next generation will make their way north in the spring, and they may even return to the same

tropical milkweed where they laid their eggs the previous summer.

Protecting these delicate butterflies has become the challenge of Monarch Waystations throughout the country due to climate and environmental changes. The tagging allows scientists at the University of Kansas to map their migration and subsequently help the species to survive.

More information about Monarch Waystations can be found at [monarchwatch.org](http://monarchwatch.org).


The Rake and Hoe Garden Club of Westfield has a long-term reputation for its service to the community and donations to worthy causes. Their membership is diverse, spanning all ages, interests and occupations. Members feel that their diversity is one of their greatest strengths. Each member brings knowledge to the group sharing it the way a friend shares seeds or cuttings with another friend. Federated with the National Council of State Garden Clubs, and the Garden Club of New Jersey, the Rake and Hoe Garden Club of NJ have between 50 and 70 members all of whom share one thing in common a love of flowers and gardening.

For membership questions call Maryann Pietruszki, club president, for information at 908-789-9254.

September 25, 2009-Monarch Butterflies at Diane Genco's  
Newly released Monarch on Buddleia



September 25, 2008 - Monday, Butterfly at Diana Gendron's  
Newly released Monarchs on October 1st






September 25, 2009-Monarch Butterflies at Diane Genco's  
Betty List (Westfield GC) and boy with released Monarchs








September 25, 2009-Monarch Butterflies at Diane Genco's  
Recently emerged Monarch in cage



September 25, 2009-Monarch Butterflies at Diane Genco's  
Two views in cloth and clear plastic cage prior to tagging and release



September 25, 2009-Monarch Butterflies at Diane Genco's  
Preparation to 'Tag' each Monarch



September 25, 2009-Monarch Butterflies at Diane Genco's  
Tagged and released Monarch on Barbara Mullin's shoulder




September 25, 2009-Monarch Butterflies at Diane Genco's

Showing male black snout





September 25, 2009-Monarch Butterflies at Diane Genco's  
Showing male black spot



October 14, 2009- Centerpiece by Barbara Mullin



October 14, 2009- Rake & Hoe- Meeting Refreshments



October 14, 2009- Small bouquets from B. Mullin  
given away by drawing- Hydroponic plant program



November 10, 2009 Joint Design Meeting

Rake & Hoe & Westfield GC- Centerpiece by Tracy Criscitiello







November 10, 2009- Joint Design Program

"Unexpected Structures" by Bailey Hale & Armas Koehler



November 10, 2009- Joint Design Program  
"Unexpected Structures" by Bailey Hale & Armas Koehler



November 10, 2009- Joint Design Program  
"Unexpected Structures" by Bailey Hale & Armas Koehler



November 10, 2009- Joint Design Program

"Unexpected Structures" by Bailey Hale & Armas Koehler





November 19, 2009- Design workshop  
Two views of sample plaque design by Linda Parker



November 19, 2009- Design workshop

Gayle Lechner working on design



November 19, 2009- Design workshop  
Liz Dwyer and Alice Cowell working on designs



November 30, 2009- Board Meeting  
at Colleen Schmidt's- Table Centerpiece



December 2, 2009-Rake & hoe visits  
Drumthwacket-& Entry wreath





December 2, 2009-Rake & hoe visits  
Drumthwacket



December 9, 2009- Rake & Hoe Holiday Meeting  
Centerpiece by Jeanne Monaghan and Refreshments





December 9, 2009- Rake & Hoe Holiday Meeting  
Holiday centerpieces made at meeting



December 9, 2009- Rake & Hoe Holiday Meeting  
Holiday centerpieces made at meeting





December 9, 2009- Rake & Hoe Holiday Meeting  
Design examples for Decorated House Tour 2010







December 9, 2009- Rake & Hoe Holiday Meeting  
Design examples for Decorated House Tour 2010



January 4, 2010- Rake & Hoe Board at  
Barbara Mullin's with Erica Fried and Helen Pasterczyk







January 4, 2010- Rake & Hoe Board at  
Barbara Mullin's with Erica Fried and Helen Pasterczyk



January 13, 2010- Rake & Hoe General Meeting  
Refreshments



January 13, 2010- Rake & Hoe General Meeting

Centerpiece by Jill Sitcer




January 13, 2010- Rake & Hoe General Meeting

Maryann Pietruszki' winning Nancy Wallace Trophy


Making Herbal Wreath







January 13, 2010- Rake & Hoe General Meeting  
Nancy Wallace Trophy Competition-8" Herbal Wreath



January 21, 2010- Under-Water Design Workshop  
At Diana Kazazis'



January 21, 2010- Under-Water Design Workshop  
at Diana Kazazis'- Instructor Carol English with Erica Fried & Martha Trias







January 21, 2010- Under-Water Design Workshop  
At Diana Kazazis'- Helen Pasterczyk



March 1, 2010- Rake & Hoe Board meeting  
at Liz Dwyer's- Liz and Janet Gardner Hostesses



March 10, 2010 Rake & Hoe General Meeting

Design by Sally Kerins



March 10, 2010 Rake & Hoe General Meeting

Refreshments- Sally Kerins pictured



April 6, 2010- Ikebana Class at R & Hoe  
My design, Teacher's Design- Carol English (reverse)







April 14, 2010 Rake & Hoe General Meeting  
Centerpiece by Diana Kazazis



April 14, 2010 Rake & Hoe General Meeting  
Refreshments- Beth siano- Joan Barna & Faten Mahren



April 14, 2010 Rake & Hoe General Meeting

Judy Kampe Trophy entries







April 14, 2010 Rake & Hoe General Meeting

Judy Kampe Trophy entries





April 14, 2010 Rake & Hoe General Meeting

Judy Kampe Trophy entries



April 14, 2010 Rake & Hoe General Meeting

Judy Kampe Trophy entries



April 14, 2010 Rake & Hoe General Meeting

Judy Kampe Trophy entries





**April 14, 2010 Rake & Hoe General Meeting**

Judy Kampe Trophy entries



May 5, 2010 Plant Exchange at Jill Sitcer's  
Members share plants with each other







May 12, 2010 Regular meeting- Joan Kylish & Adah Levin







May 24, 2010- Rake & Hoe Board at Mayyann Pietruszki's  
Centerpiece and Cheesecake Desserts



May 26, 2010

## Rake and Hoe's Secret Garden Tour

Welcome to the Secret Garden Tour! We invite you to explore and enjoy all the gardens you will see today. Please feel free to ask questions as we all share the same passion for gardening. There is nothing a gardener enjoys more than talking about her garden and favorite plants. Please visit the gardens in order and take your time as we have allotted about 30 minutes for each garden. After the tour we will have lunch at a "Secret Garden Location". You will find out the location at the last garden. Enjoy!

1. Marie Castaldo  
617 Fairmont Ave  
Westfield
2. Linda Parker  
243 Kimball Ave.  
Westfield
3. Diane Genco  
225 Edgewood Ave.  
Westfield
4. Mandy Zachariades  
436 Hillside Ave.  
Westfield
5. Luncheon *at*

*Bette Wanscom's*

## Marie Castaldo's Garden

617 Fairmont Ave.

Westfield, NJ

Our garden on Fairmont Avenue has been a work in progress for us since moving in 19 years ago. The front yard boasts a beautiful weeping cherry tree underplanted with shade-loving liriopse and hostas. The tree cooperated by blooming at Eastertime this year. Annuals are planted each year to fill in along the borders for color. On the side of the house, several ornamental pines as well as grasses, ferns and other perennials fill in. A summer herb garden does well in this sunny location, as do my ever-expanding Chinese Lanterns. A trumpet vine covers an archway that leads to the back.

The backyard is where we do most of our living in the summertime. Leading off a screened porch, a new patio was installed 2 years ago requiring much of the backyard to be reworked. Hostas, boxwoods, astilbe and rhododendron fill in most spaces, with various vines climbing the fences. A 6-year love affair with a small patch of bamboo ended badly 2 years ago and we are still battling rogue shoots each year. A love of found objects, or as my husband calls them "rusted junk" is evident throughout the yard. Pieces of statuary picked up in my travels are tucked into the gardens. The fence holds a unique array of rusted cogs, wheels and motor parts! Snails, gargoyles and assorted ephemera complete the whimsical décor found in our constantly-changing garden.

## Linda Parker's Garden

243 Kimball Avenue

Westfield, NJ

The gardens at 243 Kimball Avenue have evolved over more than 30 years. The grounds are on a hill, and when we first moved in, included almost a dozen swamp maples and several very large evergreens that completely hid the house from the street. And since the house was covered with white asbestos siding, that may not have been such a bad thing. The trees and siding are no longer here and the backyard has been rearranged from 6 different levels including an asphalt base for an above-ground pool to what you see today. Wally built all of the stone walls and railroad tie beds, fixed up the crooked black fences when I installed them in a less-than-perfect line, and then went on to fence in multiple areas as a defense against the rabbit problem from which we currently suffer. We eagerly applaud the sighting of red-tailed hawks and foxes in the neighborhood.

The gardens have been planned as a collection of different areas or outdoor rooms. There are active areas: the dog's run, the woodland path, and the play yard (currently a putting green). There are relaxing areas: the upper and lower patios. And there are the working areas: herb garden, vegetable gardens, potting bench, compost piles, and storage areas around the garage. Our daughter's rose garden is one of several flower gardens including gardens of peonies, lilies, lilacs, and daylilies. Many areas are accented with hosta, some of which came from Rake and Hoe members. Biennials such as foxglove, and honesty, and the freely self-seeding mullein and feverfew fill in a lot of the spaces, as do the ever-active lemon balm and bishop's weed. Extensive use of pots works to make the best of any available sun.

When the front yard had outgrown its maintenance roots, we turned to a professional to help us develop a Victorian look in interesting gardens. Claire Minick listened to all of my thoughts and transported our front gardens into elegant beauty. I work to maintain that vision and am constantly delighted with the results.

I love the wide variety of textures and heights, colors and scents in our gardens. Decorative trellises and tuteurs, the arbor doorway to the middle gardens, stone steps, "paving" with a variety of materials including crushed red stone, river rocks, blue stone, and recycled cement pavement keep our eyes moving, and the surprise of whimsical garden creatures and garden art keep us smiling. For background noises we have birds and water. There is always something to see and enjoy.

Diane Genco's Garden  
Oak House  
225 Edgewood Avenue  
Westfield, NJ

The Genco-Schaefer Family is the second owner of this property. The house was built in 1924. At that time the land had been an apple orchard and the lots were divided for sale. The large twin oak on the property was present prior to the building of the house. The bones of the garden were present. The wisteria, a stand of lilacs, the American beech tree and an array of spring native plants such as may apple and dog tooth violet were in the far end of the garden. After a year of clean-up of saplings and poison ivy, the first 5-year plan evolved. My husband designed the garden and it constantly evolves. The garden is divided into rooms.

Spring bloom in the front starts in early March and continues until late spring with naturalized bulbs. The next phase is daylilies, peonies, iris, then summer bloom – bee balm, lilies and asters



The front garden combined with the middle strip garden dividing the neighbor's property is a certified MONARCH WAY STATION. That means we maintain a pesticide-free garden with nectar and host plants for Monarch Butterflies. Last year 159 Monarch eggs were harvested, reared and tagged from this front garden. The Wall Garden is in its third year and filled with native plants and some fun tropicals. The Wall Garden is a little micro-climate so we are experimenting with Zone 7 and 7a plants along the wall. Some favorites are the triullium, jack in the pulpit and the white violets. The azalea at the garden gate was a Mother's Day present to the former owner in 1952. Follow the path that in the summer blends into a shade garden. The white rose climber over the White Arbor is original to the property.

The pond winds into another garden room, the Secret Garden. This room is only wild native plants and is a summer hideaway designed after the loss of a massive maple tree in 1990. The pond is original to the house and was reclaimed. The very back of the garden is extreme dense shade and still to be developed. The blueberry beds and the currant beds are for wildlife. Butterfly bushes are tucked in also.

The next phase is a Tea House, still in the midst of planning. We are using reclaimed materials. Using oak church doors from the 1870's, this will be a playhouse for our grandchildren. The garden past the tea house site is the Butterfly Restaurant, planted with host food and nectar food for various species of butterfly, pipe vine, fennel, dill, milkweed, asters, and more.

Sadly, this winter we lost two 20 foot high native rhoddies original to the house. They may recover but this room is evolving into a Fairy House Garden for our granddaughters.

Our garden is also certified as a National Wildlife Federation Certified Wildlife Habitat. This means we have met the following criteria by providing: Food Sources – for example, native plants, seeds, fruits, nuts, berries, nectar; Water Sources – for example, birdbath, pond, water garden, stream; Places for Cover – for example, dense shrubs, vegetation, nesting box, pond; Sustainable Gardening – for example, mulch, compost, rain garden, chemical-free fertilizer.

The back exit from the garden brings you past raspberry beds- also for the wildlife.

Mandy Zachariades' Garden  
Quality Hill  
436 Hillside Avenue  
Westfield, NJ

The gardens were started in 2001 beginning with the construction of all the retaining walls. Over the years the gardens were developed starting with the beds around the pool and those closest to the house.

Several factors played into the development: color throughout the year, including winter interest, plantings to retain the slope (wash-outs were a constant issue in the beginning), and privacy.

Also many plants are included to provide food and cover for wildlife. The grasses backing the pool provide seeds for finches, the honeysuckle for hummingbirds, winterberry holly and crabapples for the birds, and many flowering plants for butterflies and pollinators, and, alas, a vegetable garden for an unwelcome groundhog.

The gardens are set out as a series of "rooms" including a vegetable garden, perennial gardens, pool garden, woodland walk, birch grove and front island bed providing much needed privacy. There is also a "cloister" (we can't think what else to call it) under the porch, with another small fountain and ferns and some summering house plants. The "sunken" gravel garden was inspired by a good friend. It includes an English lead lion's head fountain, checker boards of moss and slate, espaliered euonymus, English boxwood, and a Lutyens-style bench. There is a growing peony garden in the front along with quince bushes that provide bushels of fruit to make quince jelly. The whole front of the house is bordered with an English-style tapestry hedge, including two types of arborvitae, hollies and yews.

There are still many areas under development, including expanding the shade/woodland gardens and developing a native plant garden in the area behind the fence bordering Highland Avenue.

The gardens are currently being documented for inclusion in the Smithsonian Archives by the Garden Club of America.

May 26, 2010- Rake & hoe Secret Garden Tour-  
Marie Castaldo's




May 26, 2010- Rake & hoe Secret Garden Tour-  
Marie Castaldo's






May 26, 2010- Rake & hoe Secret Garden Tour-  
Linda Parker's









May 26, 2010- Rake & hoe Secret Garden Tour-  
Linda Parker's



May 26, 2010- Rake & hoe Secret Garden Tour-  
Linda Parker's



May 26, 2010- Rake & hoe Secret Garden Tour-  
Linda Parker's






May 26, 2010- Rake & hoe Secret Garden Tour-  
Diane Genco's



May 26, 2010- Rake & hoe Secret Garden Tour-  
Diane Genco's



May 26, 2010- Rake & hoe Secret Garden Tour-  
Diane Genco's



May 26, 2010- Rake & hoe Secret Garden Tour-  
Diane Genco's-member Danielle walsh





May 26, 2010- Rake & hoe Secret Garden Tour-  
Mandy Zachariades- Hillside Avenue- Front area





May 26, 2010- Rake & hoe Secret Garden Tour-  
Mandy Zachariades-



May 26, 2010- Rake & hoe Secret Garden Tour-  
Mandy Zachariades- members Jill Sitcer & Pres.- Maryann Pietruszki



May 26, 2010- Rake & hoe Secret Garden Tour-  
Mandy Zachariades-



May 26, 2010- Rake & hoe Secret Garden Tour-  
Mandy Zachariades-





May 26, 2010- Rake & hoe Secret Garden Tour-  
Mandy Zachariades-






May 26, 2010- Rake & hoe Secret Garden Tour-  
Mandy Zachariades-



May 26, 2010- Rake & hoe Secret Garden Tour-  
at Mandy Zachariades- & Lunch at Beth Hanscoms- Path over Pond





**THE RAKE AND HOE GARDEN CLUB**  
**ANNUAL MEETING AND LUNCHEON**  
ECHO LAKE COUNTRY CLUB  
JUNE 9, 2010

Call to Order and Welcome

Maryann Pietruszki

Invocation

Gayle Lechner

Luncheon

Business Meeting

Minutes

Treasurer's Report

Announcements

Awards

GCNJ

Club Awards

Program

Bird Count

Diana Kazazis

Kris Luka

Linda Winter

Tracy Criscitiello

President's Remarks

Maryann Pietruszki

Adjournment

June 9, 2010 Rake & Hoe Annual Meeting

Kay Cross, Jill Sitzer & Pam Kolb for favorite corsage  
Tracy Cristiciello awards Marylyn Straight, Kris Luka & Beth Siano  
for Bird Count recognition



June 9, 2010 Rake & Hoe Annual Meeting

Alice Cowell receives award for Youth Book of Evidence from CGNJ  
President Maryann Pietruszki with Awards chair Kris Luka





June 9, 2010 Rake & Hoe Annual Meeting at Echo Lake CC

Two examples of centerpieces and table



June 9, 2010 Rake & Hoe Annual Meeting at Echo Lake CC  
Several GCNJ Awards presented to Elise Morano- Youth Club





June 9, 2010 Rake & Hoe Annual Meeting at Echo Lake CC  
Kay Cross presented Judy Kampe Award for Design



June 9, 2010 Rake & Hoe Annual Meeting at Echo Lake CC  
Barbara Mullin received Kay Cross Award for contribution in design

